

BERRIDGE COLOR FINISHES




Berridge Manufacturing Co.


STANDARD COLORS



★ ■ **BUCKSKIN**




★ ■ **PARCHMENT**



★ ■ **ALMOND**



★ ■ **AGED BRONZE**



★ ■ **SHASTA WHITE**



★ ■ **FOREST GREEN**



★ ■ **PATINA GREEN**



★ ■ **SIERRA TAN**



★ ■ **MEDIUM BRONZE**



★ ■ **CHARCOAL GREY**



★ ■ **HEMLOCK GREEN**



★ ■ **BRISTOL BLUE**



★ ■ **TERRA-COTTA**



★ ■ **DARK BRONZE**



★ ■ **ZINC GREY**




★ ■ **HARTFORD GREEN**




★ ■ **ROYAL BLUE**



★ ■ **COLONIAL RED**




★ ■ **COPPER BROWN**



★ ■ **MATTE BLACK**



★ ■ **TEAL GREEN**




★ ■ **BURGUNDY**



★ ■ **DEEP RED**

PREMIUM COLORS*


* These Berridge Premium Colors require a nominal surcharge.



★ ■ **NATURAL WHITE**



AWARD BLUE



★ ■ **CHAMPAGNE**



★ ■ **COPPER-COTE™**



★ ■ **ANTIQUÉ COPPER-COTE**

NATURAL METAL FINISH

Berridge Satin Finish Galvalume® is pretreated to remove mill oils, chemicals and residue and coated on the back side to inhibit corrosion. The top side receives a clear plastic strippable film.




★ ■ **SATIN FINISH GALVALUME®**



★ ■ **ZINC-COTE™**



★ ■ **LEAD-COTE™**



★ ■ **PREWEATHERED GALVALUME®**

■ Complies with LEED® 2.2 requirements for roof slopes greater than 2:12 as of printing date

★ Complies with Energy Star requirements for roof slopes greater than 2:12 as of printing date
Standard material gauge: 24 ga. (0.60mm)



Due to limitations of the printing process, colors shown above may not be precise representations of actual Berridge colors. Request a Berridge Color Guide or metal color samples by contacting Berridge.