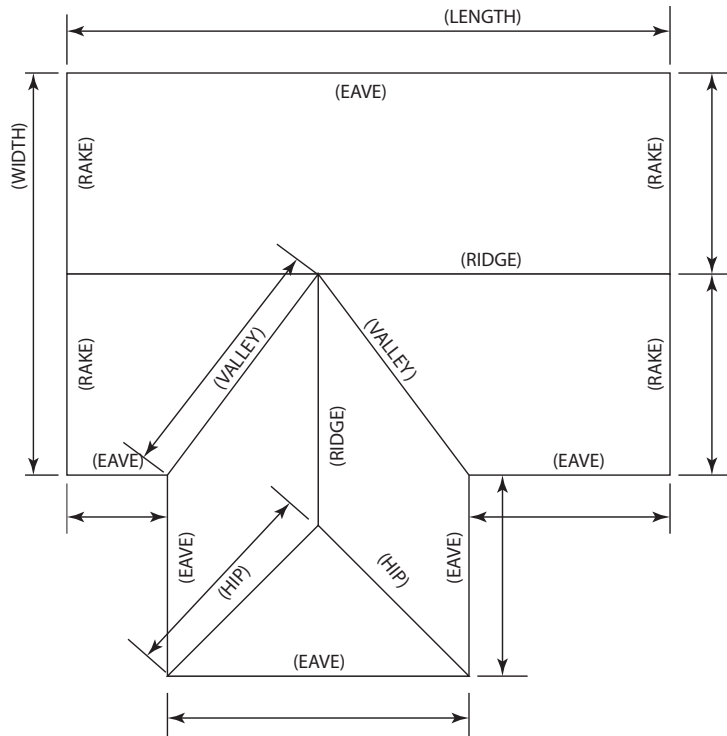


ROOF ESTIMATE CHECKLIST

CUSTOMER: _____ DATE: _____
 ADDRESS: _____ JOB NAME: _____
 PHONE: _____ JOB ADDRESS: _____
 FAX: _____ JOB BUDGET: _____
 EMAIL: _____ APPROX. START DATE: _____
 INSTALLER: _____

PROVIDE DETAILED ROOF DRAWINGS WITH FIELD-VERIFIED DIMENSIONS AND ATTACH EXTRA DRAWINGS AND DETAILS AS REQUIRED.

TYPICAL ROOF DRAWINGS WITH DIMENSIONS NEEDED.



ARE YOUR DIMENSIONS: ON THE SLOPE? ON HORIZONTAL/FLAT?

WHAT ARE YOUR EXISTING ROOF SLOPES? ____:12 ____:12
 (PLEASE SHOW ON DRAWING)

WHAT IS THE EXISTING ROOF MATERIAL? _____

WHAT IS THE EXISTING ROOF DECK TYPE? _____

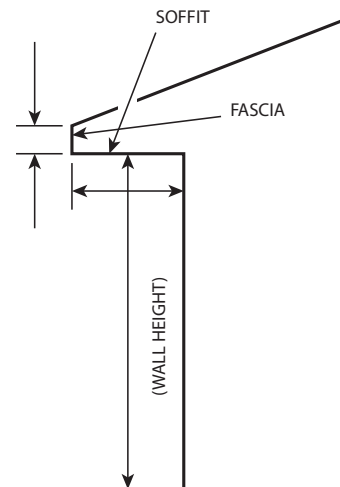
HOW MANY PENETRATIONS ARE ON THE ROOF?
 ____ REG ____ HI-TEMP

WHAT OTHER MECHANICAL EQUIPMENT IS ON ROOF?
 _____ DIMENSIONS ____ CHIMNEY ____ SKYLIGHTS

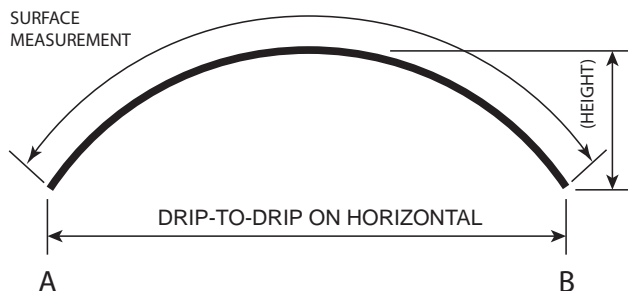
ARE THERE ELEVATION CHANGES BETWEEN ROOF AREAS? YES NO
 (PLEASE SHOW ON DRAWING)

DO YOU WANT GUTTERS AND DOWNSPOUTS? YES NO

TYPICAL SIDEWALL PROFILE WITH DIMENSIONS NEEDED.

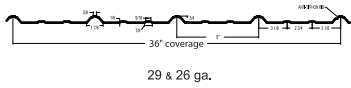


TYPICAL CURVED ROOF WITH DIMENSIONS NEEDED.



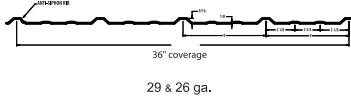
THRU-FASTENER ROOFS:

STRONGSEAM AG Panel



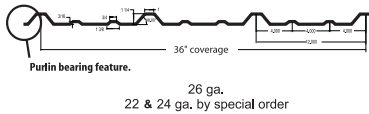
COLOR: _____
GAUGE: 29 26

STRONGSEAM Flat-Loc Panel



COLOR: _____
GAUGE: 29 26

STRONGSEAM R-Panel



COLOR: _____
GAUGE: 26
 24 22

26 ga.
22 & 24 ga. by special order

STRONGSEAM 116



COLOR: _____
GAUGE: 24 26
 SMOOTH
 GROOVED
 STRIATED

STANDING SEAM ROOFS:

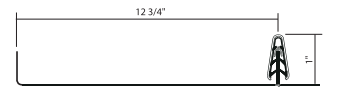
COLOR: _____
GAUGE: 24 22
 SMOOTH
 STRIATED

Cee-Lock Panel



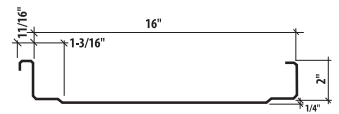
22 ga. & 24 ga.

Tee Panel




24 ga. only

Zee-Lock Panel



22 ga. & 24 ga.
MECHANICALLY SEAMED

Soffit/Wall



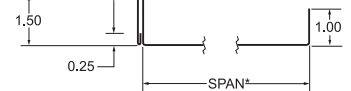
24 ga. only

COLOR: _____
GAUGE: 24 22
 SMOOTH
 STRIATED

COLOR: _____
GAUGE: 24 ONLY
 SMOOTH
 GROOVED
 PERFORATED

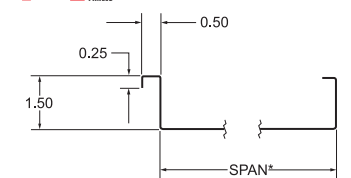
COLOR: _____
GAUGE: 24 26
 SMOOTH
 GROOVED
 STRIATED

STRONGSEAM VPSL15 Panel



*12" to 20" SPAN

STRONGSEAM VPLF15 Panel

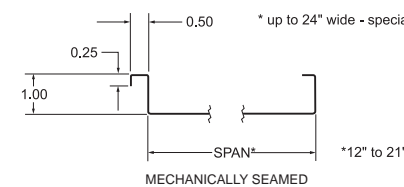


*12" to 20" SPAN
MECHANICALLY SEAMED

COLOR: _____
GAUGE: 24 26
 SMOOTH
 GROOVED
 STRIATED

COLOR: _____
GAUGE: 24 26
 SMOOTH
 GROOVED
 STRIATED

STRONGSEAM VPLF1 Panel



* up to 24" wide - special order

*12" to 21" SPAN
MECHANICALLY SEAMED



NOTE:

RESPONSIBILITY FOR PROVIDING FIELD MEASUREMENTS TO METAL PANELS INC. FOR MATERIAL ORDERING PURPOSES WILL REST SOLELY WITH THE CUSTOMER OR THE CUSTOMER'S AUTHORIZED INSTALLER. METAL PANELS INC. WILL ASSUME NO LIABILITY FOR PROVIDING INCORRECT MATERIAL BASED UPON THOSE MEASUREMENTS. FINAL INVOICE AMOUNT WILL BE BASED ON FIELD-VERIFIED MEASUREMENTS PROVIDED BY THE CUSTOMER AND ACTUAL MATERIALS SHIPPED.