

Metal Roofing & Building Supplies

Fasteners/Rivets

1/4-14 x 7/8" Lap
stocked in 21 colors & plain

12-14 x 1 1/4" SD
For Sheet-to-Structure,
stocked in 21 colors & plain

12-24 x 1 1/4" DP5
Drives up to 1/2" Thick Steel
5", 6", 8" available

#12-14 x 3/4" Stitch Screw
available in 21 colors

Woodgrips,
1", 1 1/2", 2", 2 1/2", 3"
stocked in 21 colors & plain
Lengths up to 4" available

ULP Clip screw,
10-9 x 1 1/8"
wood applications

Pancake, 12 x 1" SD
metal applications

Concealor clip screw,
#14 x 1 1/2", 2", 3", 4.5", 6", 7", 8", 9"
for wood or up to 16ga. metal

Rivets
#43, Stocked in 36 Colors

Nail-in anchors Sizes: 1/4" x 1 1/4" stocked
up to 2" available

Skylights

AG profiles stocked in 8' & 12' lengths
R profile stocked in 12' length
Both AG & R stocked in clear and soft-white
M profile stocked in 12' white
Flat Loc stocked in 8' white
7.2 & 7/8 corrugated available



Pipe Flashing

Gray, Retro-fit & Silicone (high temp.)

- #1: 1/4" - 2"
- #3: 1/4" - 5"
- #5: 4" - 7"
- #8: 8" - 13"
- #9: 10" - 18"



Sealants

Butyl Tape

Single-bead, double-bead 3/32" x 3/8" x 45', 1/8" x 1" x 50',
Triple-bead available 3/16" x 2 1/2" x 20'

Caulking

Metal Roof Sealant (stocked in 30 colors)




Closure -- Die-Cut Foam & Expandable A10 Universal

Stocked in:
AG, M, R, 7.2, & Flat Loc Profiles

A-10 expandable closure
Fits profiles up to 1 1/2" deep
Available sizes:
1" x 1 1/2" x 20' for AG, M & Flat Loc panels,
1 1/2" x 1 1/2" x 15' for R panels & 7/8 corrugated



Ridge Vent Closures:
Flex-Pro, R & AG
Weather-tite, R & AG



Insulation

Vinyl-faced Insulation:
Sizes: 3', 4' & 6' wide stocked
in 53' & 103' long rolls
3" vinyl-faced insulation,
cut to size by lineal foot available



R+ Heatshield Radiant Barrier, 4'x125', 4'x250' rolls

Bubble Insulation, 4' & 6' x 125' w/ tape & tabs
in reflective/reflective, reflective/white,
single & double bubble, meets ASTM E84-08



Insulation Tape

Patch Tape - 3" x 150'
For reinforced vinyl applications



Double-sided Tape - 1 1/2" x 180'



Foil Tape - 3" x 150',
White Tape - 3" x 180'
For bubble insulation



Accessories

Touch-up Paint,
Stocked in 21 WXL colors
(bottles special order for PVDF)

#30 bit for
rivet installation

concrete bits stocked in 1/4", 3/8" & 1/2"

Cee Purlins:
3", 4", 6", 8" x 20', 25' & 30'
Zee Purlins:
8" x 22' & 27'
2" x 2" Base Angle

Nut Setters:
Sizes: 1/4", 5/16" & 3/8"

Power Cutter Snips,
Left & Right Hand

Snow guards &
snow rails

Retro-Ease
shingle spacer

Tamko Tile & Metal underlayment
Self-adhering underlayment,
2' sq. rolls

Synthetic underlayment,
10' sq rolls

Metal Saw Blade:
Size: 7" for steel

Sliding Door Products

Doors for
Metal & Post Frame

Flat Sheets

- 419/16" x 10' 1" - cut to order
- 26 ga., 19 WXL colors, 5 PVDF colors
- 4' x 10' - 24 ga. 32 PVDF stock colors
- 4' x 10' - 16, 18, 20, 22, 24, 26 ga. galvanized
- 4' x 10' - 24, 26 ga. paintgrip galvanized
- 3' x 10' - 16oz Copper





Tulsa Office:
 313 S. 147th E. Ave.
 Tulsa, OK 74116
 866-674-7657
 918-641-0641 of, 918-641-0640 fx

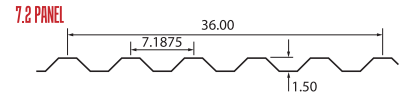
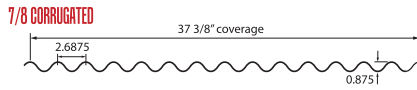
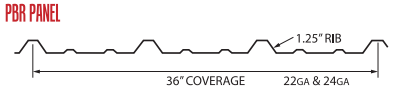
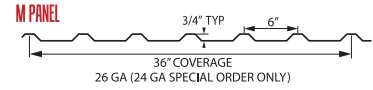
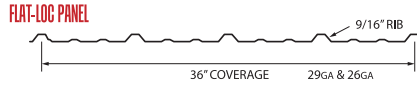
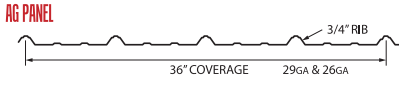
Kansas City Office:
 8341 Ruby Ave.
 Kansas City, KS 66111
 855-818-4958
 913-766-7200 of, 913-766-7201 fx



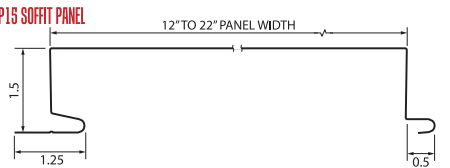
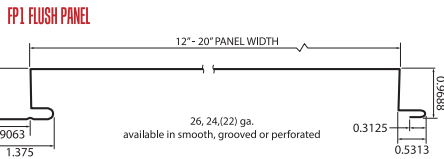
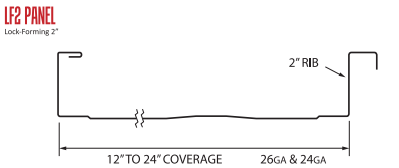
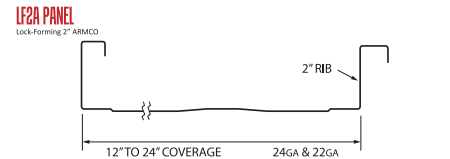
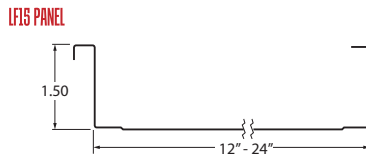
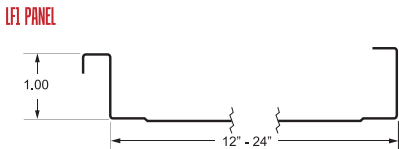
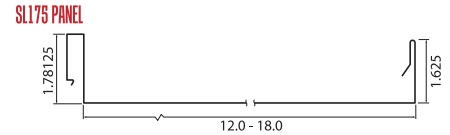


www.metalpanelsinc.com

Metal Roofing & Building Supplies

STRONGSEAM THROUGH-FASTENER PANELS



STRONGSEAM STANDING SEAM PANELS



STRONGSEAM TRIMS

26 ga. Trims Standard In All Colors
 * (AG Profile Shown)

		Rat Guard 1 7/8", 1", 1 3/4"	Rake & Corner 4 1/4", 1", 1 1/8"	Ridge Cap 6 1/2", 9 7/16"	Pitch Change 7 3/8", 4", 1"
Gable Trim 2 3/4", 2", 1", 1 1/2"	Sidewall 3 3/8" VARIABLE, 3 1/2", 1"	Inside Corner 1", 4 1/4", 1"	Overhead Door 7/8", 3 1/2", 1", 7 1/8"	National Track Cover 2 1/2", 2 5/8", 2", 2 1/4"	Drip Metal 1 1/2", 3 3/8", 1/2", 1/2"
Endwall 4 1/2", 3 1/2", 7/8", 1"	Double Angle 1", 2 1/8", 1"	Single Angles 1 1/2", 1 1/2", 2", 3", 3"	Single Angles 1 1/2", 3 1/2", 1 1/2", 5 1/2", 1 1/2", 7 1/2"	Combo Track Top Mount 1 1/4", 3 1/2", 5 1/4", 1/2"	Drip Cap 1/2", 1 1/4", 2 7/8"
Shadow Gutter 1 1/4", 1 3/4", 2 1/4", 1 3/4", 1 1/4", 4", 6 5/16" avg, 3/4"	Shadow Rake Trim 1 1/4", 6 1/2", 1 3/4", 1 1/2", 7/8", 1/2", 2 1/4", 1 3/4", 1 3/4", 1 1/4", 1/2"	Sculptured Rake Trim 5", 1", 13", 4", 13", 1", 4", 2"	Sculptured Gutter 7/8", 1", 1/2", 6 3/4" VAR, 4"	Sculptured Gable Corner 1 3/4", 4 1/8", 4 1/8"	Sculptured Peak Box 8", 2 3/4", 10", 1 1/4", 1 3/4", 1 5/8", 7 3/4", 3 7/8", 2", 4 1/2"
J Trim 1", 1", 2 1/8"	Soffit 3", 11", 1 1/2"	Valley 9 3/8", 1", 1", 9 3/8"	Door Jamb Cover 8 1/8", 2 7/8"	Fascia 3 7/8", 4", 1", 1"	Fitted Ridge Cap (AG, M, R, FL panel) 36"