



Kansas City:
8341 Ruby Ave.
Kansas City, KS 66111
913-766-7200

Tulsa:
14921 E. Pine St.
Tulsa, OK 74116
918-641-0641

www.metalpanelsinc.com




Fluoropon® PVDF 24ga. Colors



All colors shown are approximate to actual finish colors. Please review actual finish samples before ordering. Custom colors available by special order. Samples available upon request.




Regal White



Snow White



Sandstone



Almond



Surrey Beige



Brownstone



Buckskin



Medium Bronze



Aged Bronze



Mansard Brown



Ash Gray



Tundra



Slate Gray



Charcoal Gray



Matte Black



Patina Green



Hemlock Green



Teal Green




Forest Green




Evergreen

Premium Colors*

Premium finishes require a nominal surcharge.




Copper Metallic*



Champagne Metallic*



Silver Metallic*



Pre-Weathered Galvalume*



Regal Blue*



Regal Red*



Roman Blue



Colonial Red



Terra Cotta



Brandywine



Dark Bronze



Hartford Green



Color	Paint Code	Paint System	24 ga. 30.125**	24 ga. 43"	24 ga. 48"	22 ga. 43"	22 ga. 48"
Aged Bronze	437R1305	PVDF			T		
Almond	433B173	PVDF			T		
Ash Gray	432B161	PVDF		T	T		
Brandywine	434R808	PVDF			T		
Brownstone	433AA735	PVDF			T		
Buckskin	437R1141	PVDF			T		
Champagne Metallic	439Z960M	PVDF			T		
Charcoal Gray	432R1065	PVDF		T/K	T		
Colonial Red	434R356	PVDF			T		
Copper Metallic	439ZZ593M	PVDF			T		
Dark Bronze	437R994	PVDF		T/K	T		T
Evergreen	435RZ263	PVDF		T	T		
Forest Green	435R1227	PVDF			T		
Hartford Green	435RZ1302	PVDF			T		
Hemlock Green	435R1303	PVDF			T		
Mansard Brown	437R645	PVDF			T		
Matte Black	438R462	PVDF		T/K	T		T
Medium Bronze	437R993	PVDF		T/K	T		
Patina Green	435R250	PVDF			T		
Pre Weathered Galvalume	439Z6165M	PVDF			T		
Regal Blue	436RZ1100	PVDF			T		
Regal Red	434A986	PVDF			T		
Regal White	551A004	PVDF		T/K	T		
Roman Blue	436R1094	PVDF			T		
Sandstone	433B315	PVDF		T	T		
Silver Metallic	439ZZ035M	PVDF			T		
Slate Gray	432AA778	PVDF		T	T		
Snow White	431AA641	PVDF			T		
Surrey Beige	433B365	PVDF		T	T		
Teal Green	435R1031	PVDF			T		
Terra Cotta	434R1160	PVDF			T		
Tundra	432AA776	PVDF			T		
A606 Weathering Steel		MF				T	T
Galvalume		MF	T	T/K	T/K	T	T/K

T = TULSA K = KANSAS CITY BLANK = PAINT TO ORDER, MINIMUM REQUIRED (20,000 LBS)

*SLIT TO WIDTH FROM 48" COIL

Fluorpon® 70% PVDF ARCHITECTURAL COATINGS BY **SHERWIN - WILLIAMS®** Coil Coatings

Solar reflectance values are determined by means of a solar spectrum reflectometer in accordance with ASTM C 1549. Thermal emittance values are determined in accordance with ASTM C 1371. SRI is calculated in accordance to ASTM E 1980 with medium wind speed. Panels are unwashed. These measurements are not intended to be used for ENERGY STAR certification. The Sherwin Williams Company certifies these tests to be true and accurate and performed by our laboratory.

Product Application Chart and Index

		NET COVERAGE	28 GA.	26 GA.	24 GA.	22 GA.	SOLID DECK	OPEN PURLINS	ROOF SYSTEM	CURVED ROOF SYSTEM	WALL SYSTEM	SOFFIT	FASCIA	DECKING/FLOORING	FENCING SYSTEM
STANDING SEAM	FF1 PANEL	36"		●	●		●		●		○		●		
	SL15 PANEL	12" - 24" 12" - 20"		●	●		●		●		○		●		
	SL175 PANEL	14",15",16",18"		○	●	●	●	●	●		○		●		
	LF1 PANEL	12" - 24"		●	●		●	○	●		○		●		
	LF15 PANEL	12" - 24"		●	●		●	○	●		○		●		
	LF2 PANEL	12" - 18"		○	●	●	●	●	●		○		●		
	LF2A PANEL	12" - 18"		○	●	●	●	●	●		○		●		
	TS324 TRAPEZOIDAL	24"			●		●	●	●						
WALL, SOFFIT OR FASCIA	FP1 PANEL	12" - 20"			●	●	●	●			○	●	●		●
	FP15 PANEL	12"				●	●				○	●	●		●
EXPOSED FASTENER	AG PANEL	36"	●	●	●		●	●	●	●	●	●	●	●	●
	FLAT LOC PANEL	36"	●	●	●		●	●	●	●	●	●	●	●	●
	M PANEL	36"		●	●	●	●	●	●	●	●	●	●	●	●
	PBR PANEL	36"		●	●	●	●	●	●	●	●	●	●	●	●
	7.2 PANEL	36"		○	●	●	●	●	●	●	●	●	●	●	●
	7/8" CORRUGATED	37 3/8" *		○	●	●	●	●	●	●	●	●	●	●	●
	BOARD & BATTEN	34"	●	●	●					●	●	●	●		
	B-DECK	36"				●	●							●	○
	2" COMPOSITE	36"				20 GA., 18 GA., 16 GA. GALVANIZED		●						●	

LEGEND:

●	RECOMMENDED
○	MARGINAL
	NOT RECOMMENDED

Please consult the product page for further details. Panel applications can vary based on installation specifications. Please consult with an MPI Sales Rep. for installation requirements.
* 26 ga. Less coverage